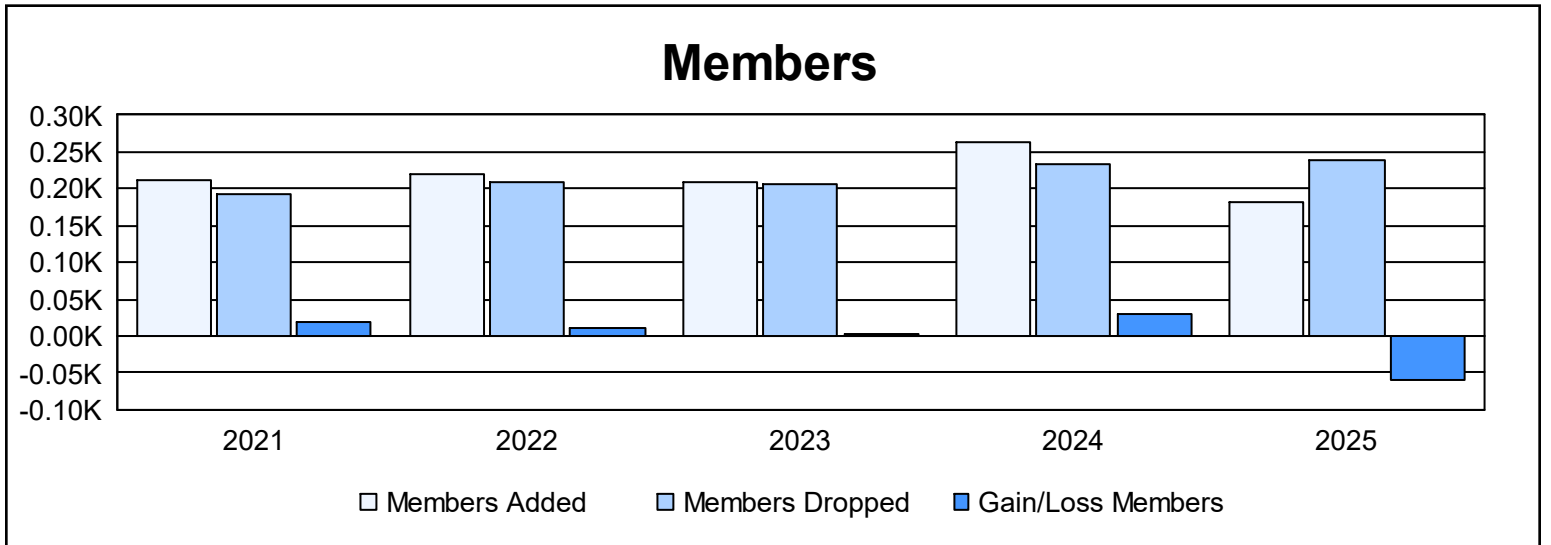
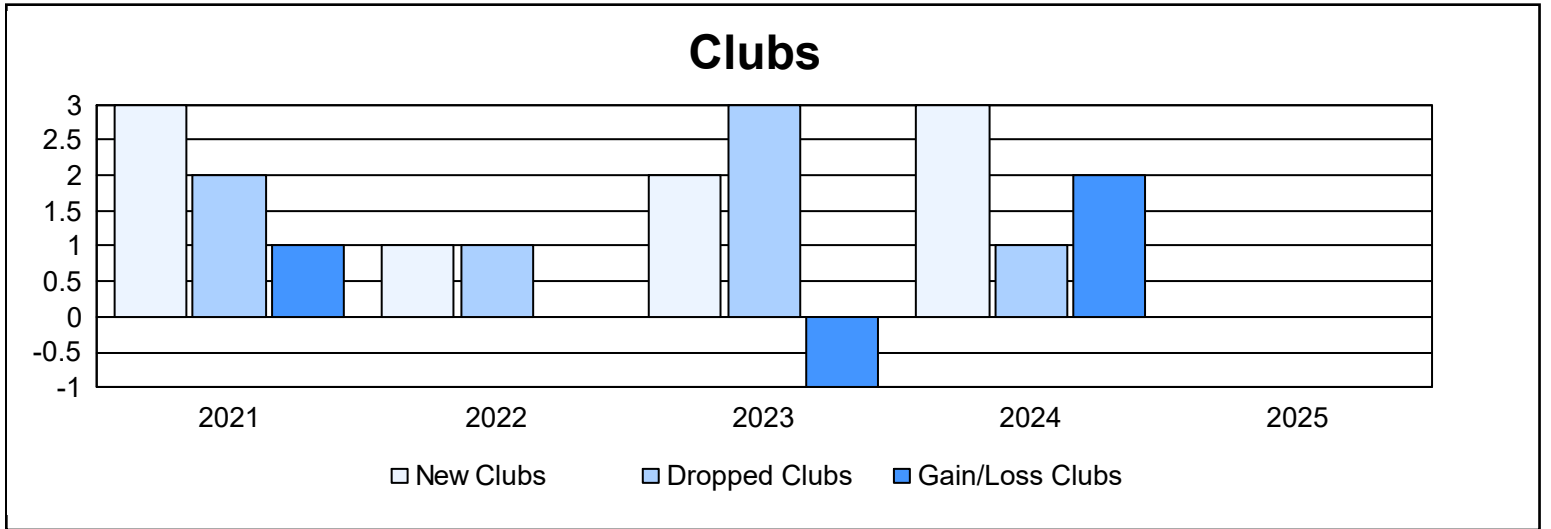
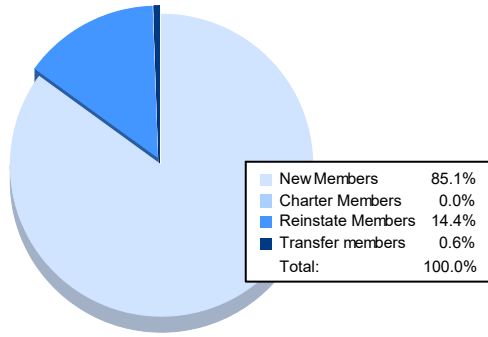


Year	New Clubs	Dropped Clubs	Gain/ Loss Clubs	New Members	Charter Members	Reinstate Members	Transfer Members	Total Member Added	Total Members Dropped	Gain/ Loss Members
2020-2021	3	2	1	113	93	3	3	212	193	19
2021-2022	1	1	0	185	26	4	4	219	208	11
2022-2023	2	3	-1	119	67	16	6	208	206	2
2023-2024	3	1	2	146	71	14	33	264	234	30
2024-2025				154	0	26	1	181	240	-59
<b>Average</b>	<b>2</b>	<b>2</b>	<b>1</b>	<b>143</b>	<b>51</b>	<b>13</b>	<b>9</b>	<b>217</b>	<b>216</b>	<b>1</b>



### Membership Composition June 2025 Cumulative



### Gender Composition June 2025 Cumulative

